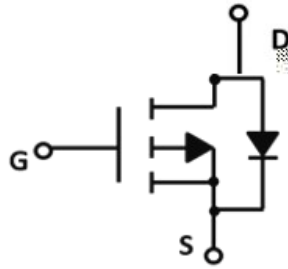
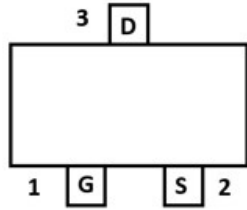
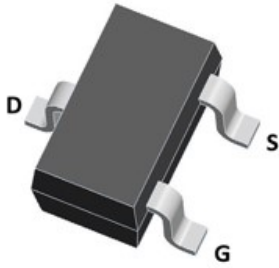




P-Channel Enhancement Mode Field Effect Transistor



SOT-323

Product Summary

I _{7F}	I
7	4
E _{7F BA} T I : F0 (I	& b
E _{7F BA} T I : F0 (I	b
E _{7F BA} T I : F0 +I	(b

General Description

GeXaV Cb Xe I @BF 8G XV ab bZ
 b E_{7F BA}
 b : TX6 TeZX

Applications

I Wb ba be
 Cb Xe TaTZX Xa

Absolute Maximum Ratings

Parameter	Symbol	Maximum	Unit
7 eT a fb eXI b TZX	I _{7F}		I
: TXfb eXI b TZX	I : F		I
7 eT a 6 eXa	G ₀ (3 F XTW F TX G ₀ 3 F XTW F TX)	4
C f XW7 eT a 6 eXa ⁴	7@	+	4
Gb T Cb Xe7 ff cT ba3 G ₀ (C ₇	(J
G Xe T EXf TaVX= aV ba b 4 Xa ⁵	E =4	(J
= aV ba TaWF beTZXGX cXeT eXETaZX	G ₂ G _F G	(((

Ordering Information

PREFERRED P/N	PACKING CODE	Marking	MINIMUM PACKAGE (pcs)	INNER BOX QUANTITY (pcs)	OUTER CARTON QUANTITY (pcs)	DELIVERY MODE
L= J		GF	&	&		eX



YJL2101W

Electrical Characteristics G.0 (a Xff b Xe fXab XW

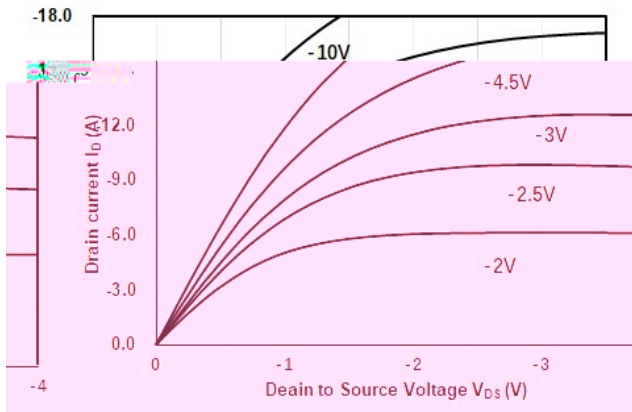
Parameter	Symbol	Conditions	Min	Typ	Max	Units
Static Parameter						
$V_{CE(sat)}$ at $I_{CE} = I_{CE(sat)}$	$V_{CE(sat)}$	$I_{CE} = I_{CE(sat)}$ (4)				V
$V_{CE(sat)}$ at $I_{CE} = I_{CE(sat)}$	$V_{CE(sat)}$	$I_{CE} = I_{CE(sat)}$ (4)				V
$V_{CE(sat)}$ at $I_{CE} = I_{CE(sat)}$	$V_{CE(sat)}$	$I_{CE} = I_{CE(sat)}$ (4)				V
$V_{CE(sat)}$ at $I_{CE} = I_{CE(sat)}$	$V_{CE(sat)}$	$I_{CE} = I_{CE(sat)}$ (4)				V
$V_{CE(sat)}$ at $I_{CE} = I_{CE(sat)}$	$V_{CE(sat)}$	$I_{CE} = I_{CE(sat)}$ (4)				V
		$I_{CE} = I_{CE(sat)}$ (4)				V
		$I_{CE} = I_{CE(sat)}$ (4)				V
$V_{CE(sat)}$ at $I_{CE} = I_{CE(sat)}$	$V_{CE(sat)}$	$I_{CE} = I_{CE(sat)}$ (4)				V
Dynamic Parameters						
f_{Tc} at $V_{CE} = V_{CE(sat)}$	f_{Tc}	$I_{CE} = I_{CE(sat)}$ (4)				Hz
f_{Tc} at $V_{CE} = V_{CE(sat)}$	f_{Tc}					Hz
f_{Tc} at $V_{CE} = V_{CE(sat)}$	f_{Tc}					Hz
Switching Parameters						
$t_{d(on)}$ at $V_{CE} = V_{CE(sat)}$	$t_{d(on)}$	$I_{CE} = I_{CE(sat)}$ (4)				ns
$t_{d(off)}$ at $V_{CE} = V_{CE(sat)}$	$t_{d(off)}$					ns
$t_{d(10-90)}$ at $V_{CE} = V_{CE(sat)}$	$t_{d(10-90)}$					ns
t_{r} at $V_{CE} = V_{CE(sat)}$	t_{r}	$I_{CE} = I_{CE(sat)}$ (4) E_{8A0} (ns
t_{f} at $V_{CE} = V_{CE(sat)}$	t_{f}					ns
t_{tr} at $V_{CE} = V_{CE(sat)}$	t_{tr}					ns
t_{tf} at $V_{CE} = V_{CE(sat)}$	t_{tf}					ns

4 4 C fXGf -C fXJ W & f 7 V VX
 5 7X VX b aXWba E C65 aV +(aV) aV

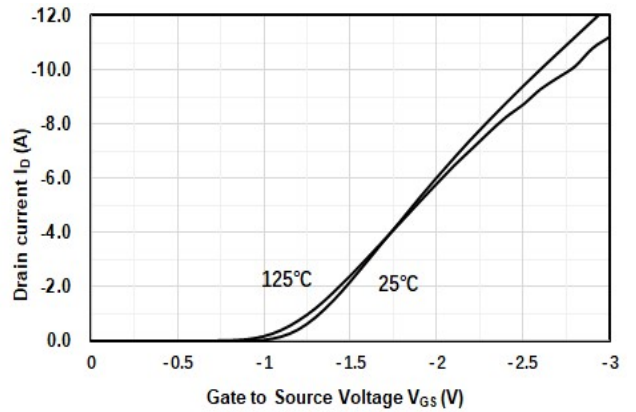
)



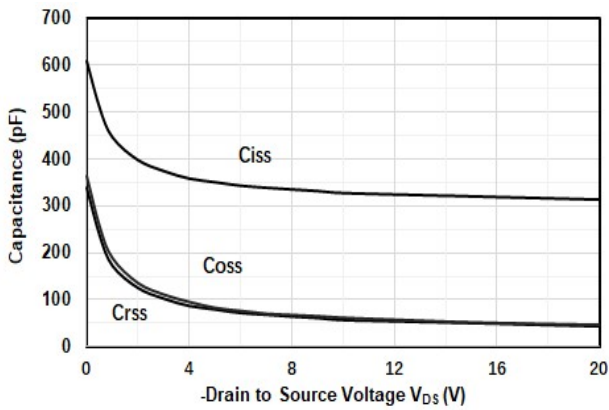
Typical Performance Characteristics



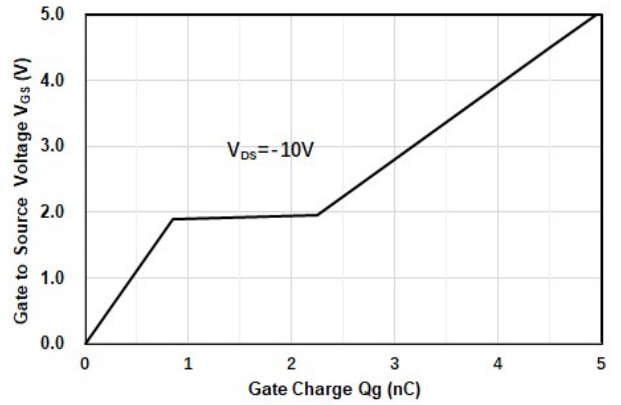
Z eX B c 6 TeTVXef Vf



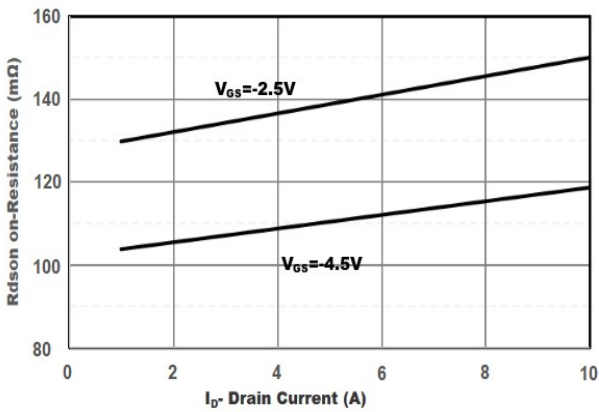
Z eX GeTaf X6 TeTVXef Vf



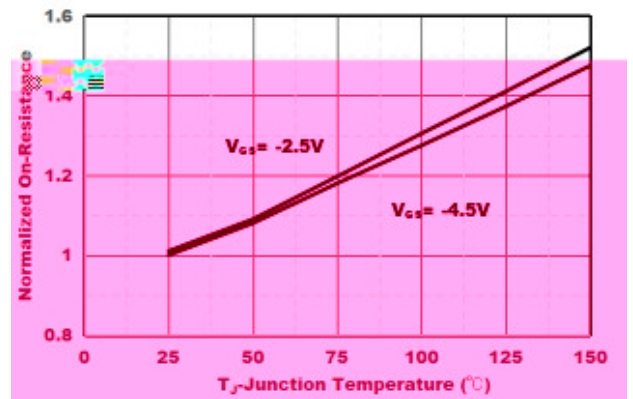
Z eX 6 TcTV TaV6 TeTVXef Vf



Z eX : T X6 TeZX



Z eX (7 eT a Fb eXba EXf f TaX

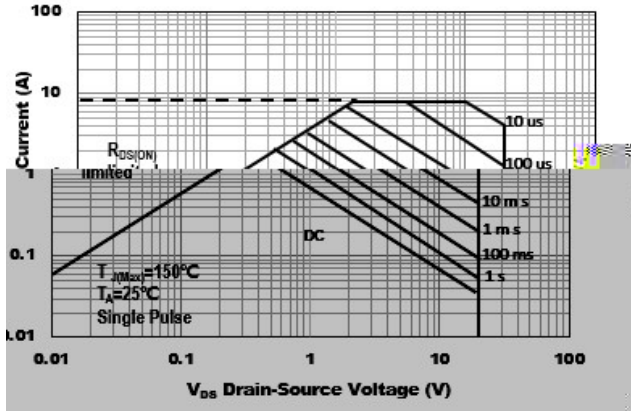


Z eX) 7 eT a Fb eXba EXf f TaX

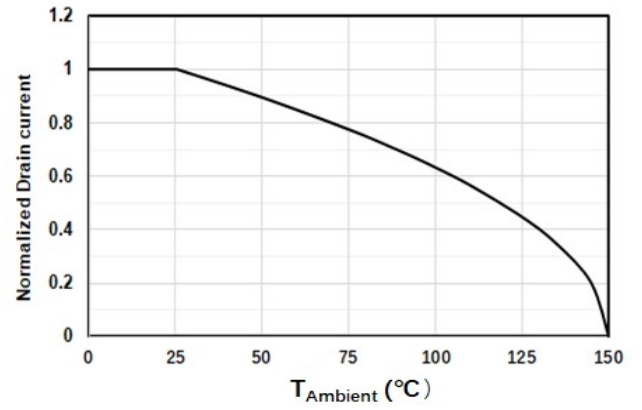
&)



YJL2101W



Z eX FTXBcXeT ba4eXT

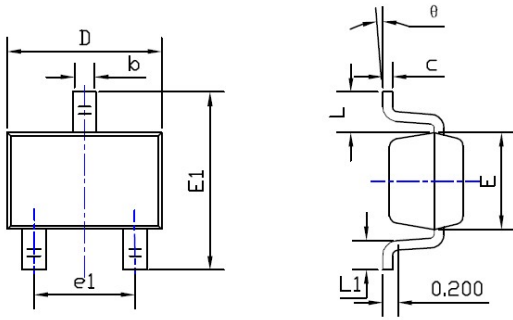


Z eX+ 7eT a6 eXa f4 Xa X cXeT eX



YJL2101W

SOF-323 Package Information



SYMBOL	DIMENSIONS					
	INCHES			Millimeter		
	MIN.	NOM.	MAX.	MIN.	NOM.	MAX.
A	0.035	---	0.043	0.900	---	1.100
A1	0.000	---	0.004	0.000	---	0.100
A2	0.035	0.037	0.039	0.900	0.950	1.000
b	0.006	0.012	0.016	0.150	0.300	0.400
c	0.004	---	0.010	0.100	---	0.250
D	0.071	0.079	0.087	1.800	2.000	2.200

TOP VIEW

SIDE VIEW



()



Disclaimer

G X aYe T ba ceXf Xa XW a f VbV Xa f YeeXaVXba LTaZ b LTaZ X8 XVda VGXV ab bZ 6b W eXf Xe Xf X eZ b T XV TaZ Xf b ab VX Ye XfcXVWT babY XcWVf WfcT XW XeXa b cW XeX T YaV ba beWf Za beb Xe fX

G XcWV f XW XeXa f Wf ZaXWb X fXW beMaTe XXVda VX d c Xa beWK Vf TaWab Wf ZaXWb X fXW Xd c Xa beWK Vf V eX d eX Z X X bYeX T TaW X TYaV babY b WW eXV XaV TaZ Xe Ta X f V Tf XWT af e Xaf eTaf cbeT ba Xd c Xa TXdfcTVX TV aXe a VXTeX TV beVba W Xf YX Vba W Xf TaWb Xef TX WK Vf LTaZ XbeTa baXba f X TY Tff Xf ab eXcbaf be T YeTa W TZf eX aZ W f V cWcXe fX bYfTX

G f c VT baf cXf XWf eXcTVXf T aYe T ba ceX b f f cc XW beTWV baT aYe T ba cXTfX f b e X f X c- TaZ X Vb beVbaf b eaXTeXf LTaZ Xf fTXf bYVX YeYe XeTfff TaX

))