



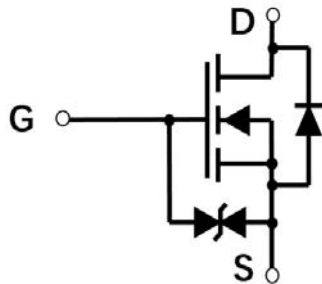
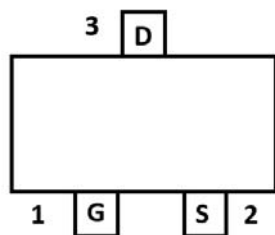
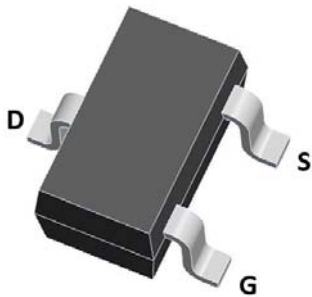
RoHS
COMPLIANT

b

b

EQX

C C C N c



SOT-323

CC

Gc Lca

l caC c

H/D 00% 9B



3

EQK

c b cc

	M	E	G	N	G	C
Mc	L	B				L
b	L	B				L
9	L	B		/		L
C	L	B				L
9	L	B				L
9	L	B				L
Mc	L	B				L
9	L	B				L
H	L	B				L
H	L	B		/		L
H	L	B				L

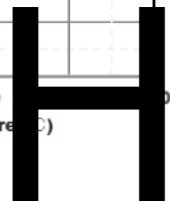
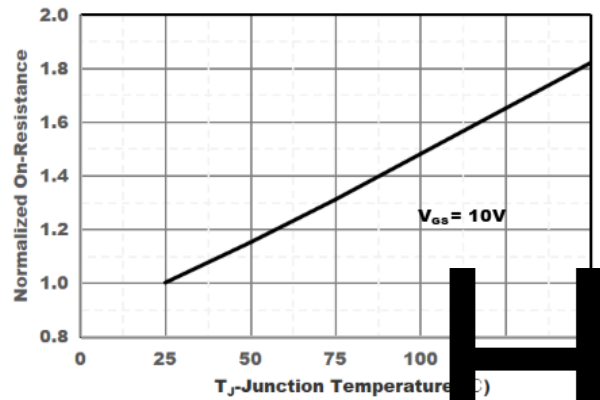
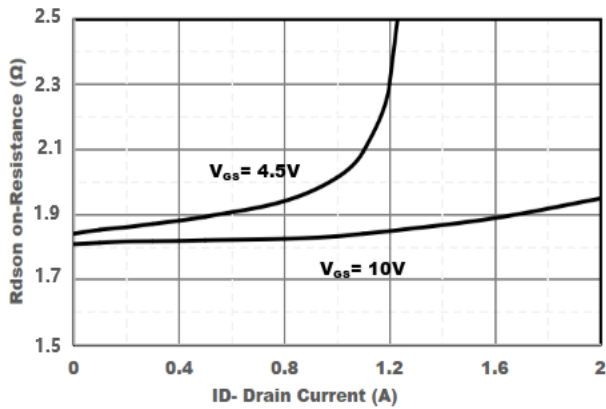
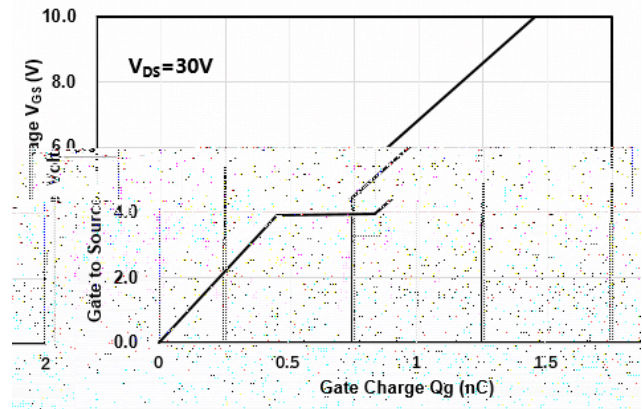
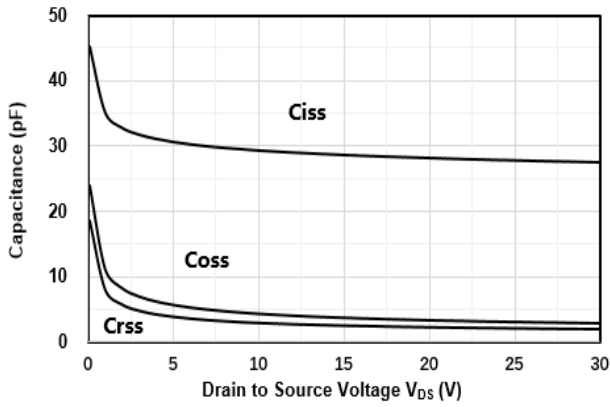
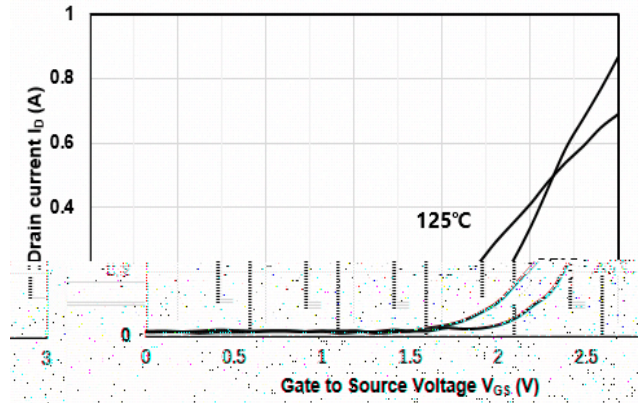
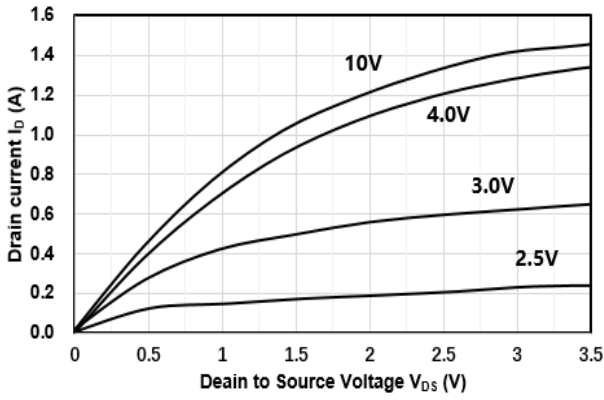
H/D O O% O B



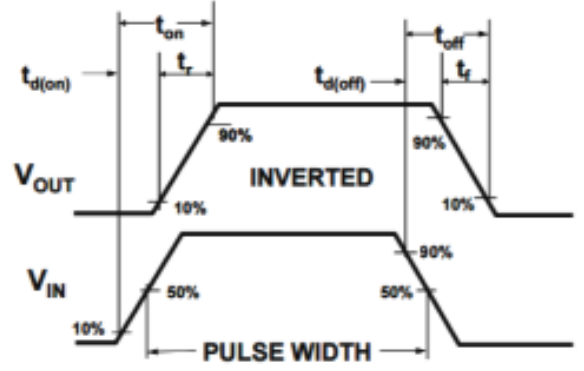
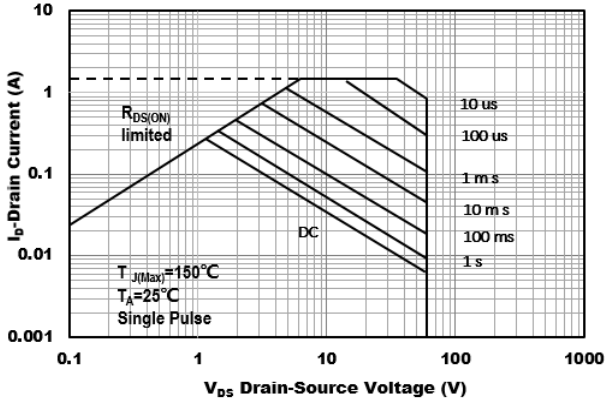
Nc

b

cc



H/D 00%09B

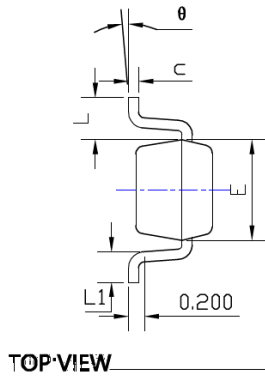
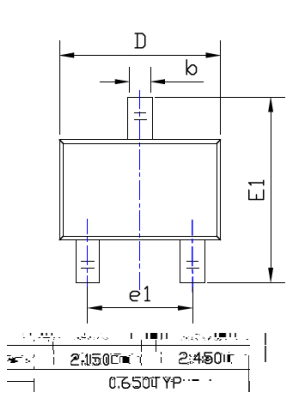


HD 00%09B

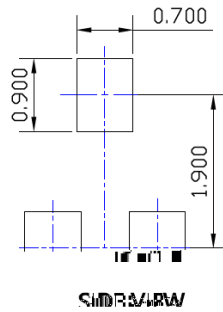
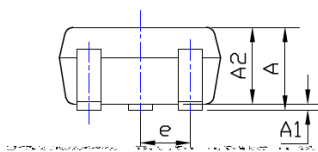


EQX

72KC



SYMBOL	DIMENSIONS			
	INCHES		Millimeter	
	MIN.	MAX.	MIN.	MAX.
A	0.035	0.043	0.900	1.100
A1	0.000	0.004	0.000	0.100
A2	0.035	0.039	0.900	1.000
b	0.006	0.016	0.150	0.400
c	0.004	0.010	0.100	0.250
D	0.071	0.087	1.800	2.200



SYMBOL	MIN.	MAX.	MIN.	MAX.
e1	0.047	0.055	1.200	1.400
L	0.021REF		0.525REF	
L1	0.010	0.018	0.260	0.460
θ	0°	8°	0°	8°

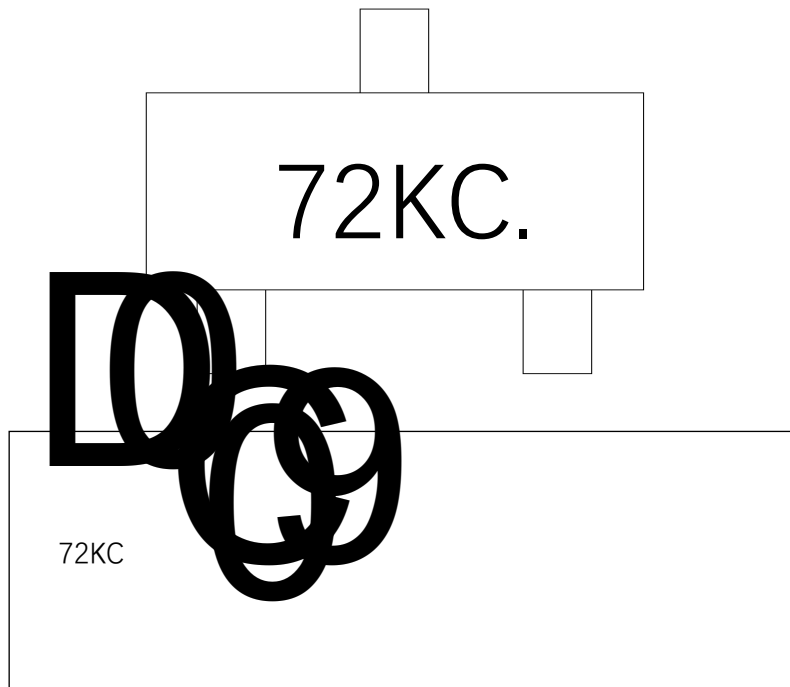
NOTE:
 1. PACKAGE BODY SIZES EXCLUDE MOLD FLASH AND GATE BURRS.
 2. TOLERANCE 0.1mm UNLESS OTHERWISE SPECIFIED.
 3. THE PAD LAYOUT IS FOR REFERENCE PURPOSES ONLY.

UNIT: mm

OLDER PAD LAYOUT

SUGGESTED S

72KC



H/D

ss

cc ~~cc~~ ~~cc~~ ~~cc~~

BB

ss

O

O

H/D OO%BB